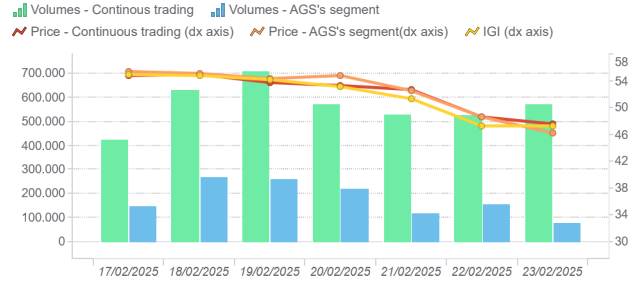


Day-Ahead Gas Market (MGP-GAS)

	Average price (€/MWh)	Change Price	Minimum price	Maximum price	Total Volumes (MWh)	Volumes change	Daily product	WE Product
Continuous trading	52,14	-7,7%	45,50	55,80	3.950.856	20,3%	3.142.920	807.936
AGS's segment	52,51	-7,7%	46,26	55,49	1.245.696	53,6%	1.245.696	0

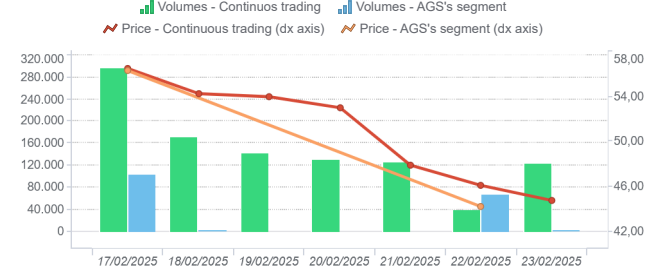
MGP- Volumes (MWh) and Price (€/MWh)



Intra-Day Gas Market (MI-GAS)

	Average price (€/MWh)	Change Price	Minimum price	Maximum price	Total Volumes (MWh)	Volumes change	Purchases SRG (MWh)	Sales SRG (MWh)
Continuous trading	50,90	-9,5%	44,15	57,00	1.021.296	33,9%		
AGS's segment	50,25	-17,3%	44,25	56,25	167.664	70,8%	102720,00	64.944

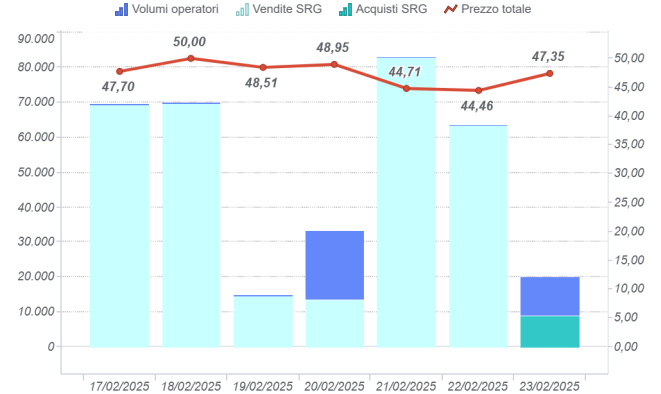
MI - Volumes (MWh) and Price (€/MWh)



Market for the trading of gas stored (MGS-GAS)

		Week 7	Week 8
Price €/MWh (1)	Stogit	52,94	47,38
	Edison stoccaggio		
	Total	52,94	47,38
Volumes MWh	Stogit	367.317	351.611
	Edison stoccaggio	0	0
	Totale	367.317	351.611
SRG. Activity MWh	Purchases	76.283	8.585
	Balancing (2)	76.283	8.585
	Other purchases (3)		
	Sales	276.520	311.794
	Balancing (2)	276.520	311.794
	Other purchases (3)		

Market for the trading of gas stored (MGS-GAS)



1) The Total price is calculated as a weighted average price for the total volumes exchanged in each storage system.
 2) To securely manage any expected deviations between overall network injections and withdrawals pursuant to Art. 2.5 of Annex A, AEEGSI's Resolution 312/2016/R/g.
 3) Stored gas trades by Snam Rete Gas (SRG) not included in "Balancing"

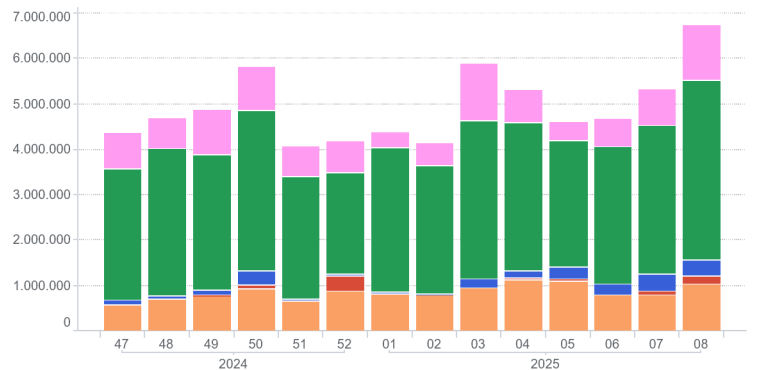
Prices (€/MWh)

IGI MGP- AGS's segment MGP- Continuous trading MGS MI- AGS's segment MI- Continuous trading



Volumes (MWh)

MGP- AGS's segment MGP- Continuous trading MGS MI- AGS's segment MI- Continuous trading



Mercato a termine (MT-GAS)

Prodotto	Minimum price (€/MWh)	Maximum price (€/MWh)	Check price*	Check price change (%)	Trades	Volumes (MWh/g)	OTC Registrations	OTC Volumes	Volumes Tot	Change %	Open position (MWh)*	Open position (MWh/g)*
BoM-2025-02			53,53		0,00	0,00	0,00	0,00	0,00		0,00	0,00
CY-2026			41,44		0,00	0,00	0,00	0,00	0,00		0,00	0,00
M-2025-03			51,82		0,00	0,00	0,00	0,00	0,00		0,00	0,00
M-2025-04			50,40		0,00	0,00	0,00	0,00	0,00		0,00	0,00
M-2025-05			51,99		0,00	0,00	0,00	0,00	0,00		0,00	0,00
Q-2025-02			51,51		0,00	0,00	0,00	0,00	0,00		0,00	0,00
Q-2025-03			51,79		0,00	0,00	0,00	0,00	0,00		0,00	0,00
Q-2025-04			49,80		0,00	0,00	0,00	0,00	0,00		0,00	0,00
Q-2026-01			46,10		0,00	0,00	0,00	0,00	0,00		0,00	0,00
SS-2025			52,75		0,00	0,00	0,00	0,00	0,00		0,00	0,00
WS-2025/2026			48,57		0,00	0,00	0,00	0,00	0,00		0,00	0,00

*Referred to the last session of the week